

HIGHLIGHTS

New Investments: 4th Quarter, 2015

In the fourth (4th) quarter of 2015 (1st October to 31st December, 2015), **50** new projects were registered.

Initial Transfers

The total initial capital transfers for the newly registered projects during the quarter amounted to **US\$15.83 million**.

Estimated Value of Registered Projects

The total estimated value of this quarter's newly registered projects was **US\$393.96 million**.

Foreign Direct Investment (FDI) Value

The FDI component of the estimated value of registered projects was **US\$332.04 million**



GHANA
INVESTMENT
PROMOTION
CENTRE



Ghana Investment Promotion Centre,
Public Services Commission Building, Ministries,
Accra, Ghana
P.O. Box M193 Accra, Ghana

T +233 302 66 5125 - 9 F +233 302 66 3801
E info@gipcghana.com
W www.gipcghana.com



GHANA
INVESTMENT
PROMOTION
CENTRE

your prosperity partner

CEO's Message



Ghana, the Black Star of Africa goes to the polls next year with the expectation of conducting another peaceful election and following 2015, a year of various targeted investment initiatives for the long term development of the economy.

The GIPC recorded appreciable levels of Foreign Direct Investment (FDI) inflows in 2015 after two (2) years of implementing the new investment law, the GIPC Act, 2013 (Act 865).

Highlights of recorded FDI inflows for 2015 include:

- Total number of registered projects was **170**, a figure lower by 14 projects compared to the number recorded in 2014. This resulted in a total estimated amount of **US\$2.68 billion** for 2015.

- The FDI component of the total estimated amount of the registered projects amounted to **US\$2.33 billion**, with a local currency component of US\$351.31 million.

- The total initial capital transfers of registered projects for 2015 amounted to **US\$69.70 million**.

- Total jobs to be created for 2015 by the registered projects was **14,948**, an increase of **13.93%** over the jobs to be created by the projects recorded in 2014. **13,534** jobs for Ghanaians are to be created out of the total number for the year 2015, an increase of **15.97%** over the 2014 figure.

As part of our strategy for 2016, the GIPC will focus on improving upon its operational efficiency, provide higher level services and roll out the second phase of our "Think Ghana Make it Happen" campaign with the target of propelling Ghana to become the preferred investment destination in Africa. -

Mrs. Mawuena Trebarh

Ownership Structure of registered projects

Of the **50** projects registered during the fourth (4th) quarter, **35 (70%)**, were wholly-foreign owned enterprises valued at **US\$142.92 million** which is **36.28%** of the total estimated value of projects registered.

The remaining **15 (30%)** were joint ventures between Ghanaians and foreign partners valued at **US\$251.04 million** which is **63.72%** of the total estimated value of projects registered.



NOTABLE PROJECTS FOR THIS QUARTER

- KO & G GHANA LIMITED** – Construction of apartments and office space with an estimated project value of **US\$222 million**.
- C SQUARED GHANA LIMITED** – Telecommunication services with an estimated project value of **US\$37.37 million**.
- AIRPORTS INVESTMENT SERVICES GHANA LIMITED** – Investment holding company with an estimated project value of **US\$23 million**.
- COCOA TOUTON PROCESSING COMPANY GH LTD** – Production and exploration of cocoa semi-finished products with estimated project value of **US\$20 million**.
- TRUST F-LINE PROPERTIES LIMITED** – Construction and development of apartments for housing with an estimated project value of **US\$15.10 million**.

Sectoral Composition of New Projects	Newly Registered Projects	Est. Value of Projects (US\$ M)	% of Estimated Value
Agriculture	1	1.85	0.47
Building/Const	5	239.84	60.88
Export Trade	3	27.60	7.01
General Trading	4	18.65	4.73
Liaison	7	2.62	0.67
Manufacturing	10	21.13	5.36
Services*	20	82.26	20.88
Tourism	0	0	-
Total	50	393.95	100.00

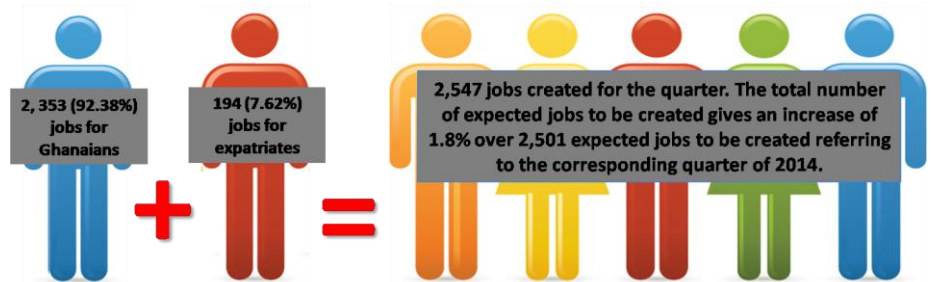
**Includes areas such as Mining & Oil & Gas services, ICT & Financial services.*

RENEWALS

The fourth quarter of 2015 recorded a total number of **134** project renewals.

Re-registration: October to December, 2015		
Number of projects re-registered	134	
	Initial	Current
Employment Created	4,318	11,834
Investment Value (US\$ M)	77.50	107.76
<i>The current investment value of renewed projects shows an increase of 39.04% compared to the initial investment value of US\$77.50 million</i>		

EMPLOYMENT GENERATION



Sector	Expected employment to be created	
	Ghanaian	Non-Ghanaian
Agriculture	63	8
Building/Construction	177	34
Export Trade	59	3
General Trading	223	22
Liaison	55	10
Manufacturing	503	48
Services	1,273	69
Tourism	0	0
Totals	2,353	194

CONFERENCES, SEMINARS AND MISSIONS

Programmes GIPC organized and participated in the 4th quarter of 2015:

- **Presidential Mission to Bordeaux, France** from 6th to 9th October, 2015
- **Global Forum on Migration & Development (GFMD Summit)** held in Turkey from 14th to 16th October, 2015
- **GC 100 2014 Edition** held on 22nd October, 2015
- **Salon du Chocolat** held in France from 28th October to 1st November, 2015
- **EY Strategic Growth Forum 2015** held in South Africa from 2nd to 4th November, 2015
- **The Global African Investment Summit** held in London from 1st to 2nd December, 2015
- **Regional Sensitization Programme** held from Oct to Dec, 2015

Upcoming Programmes

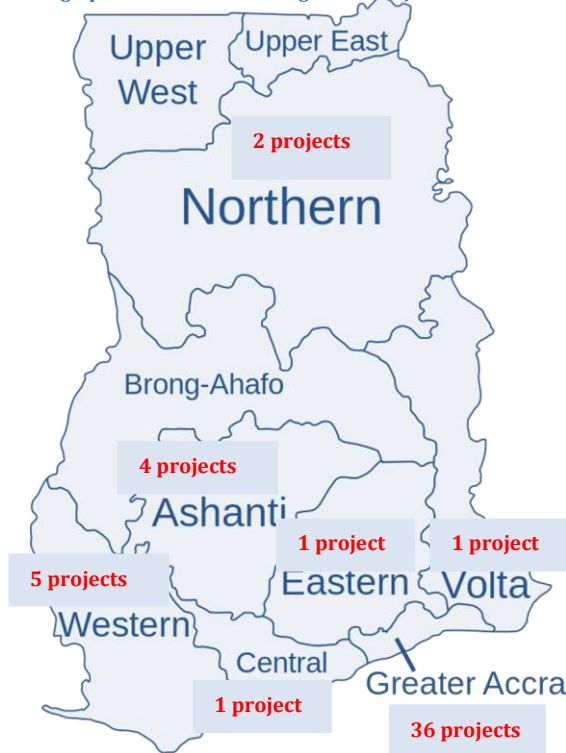
- Visit by business delegation from **Bordeaux, France** from 8th to 13th February, 2016
- **20th Ghana International Trade Fair** to be held in Tamale from 25th February to 7th March, 2016
- **SME Financing Fair** to be held in Accra from 16th to 17th March, 2016
- 9th Edition of the **GIPC CEOs' Breakfast Meeting** to be held on 23rd March 2016
- **GIPC Annual Economic Counselors Dialogue** to be held in March 2016

SOURCES OF FOREIGN DIRECT INVESTMENT (FDI)

India, with 6 projects was the country with the highest source of investments in the fourth quarter.

However, with an FDI value of **US\$180 million**, **Korea** topped the list of countries with the largest value of investments registered during the quarter.

Geographical Distribution of Registered Projects

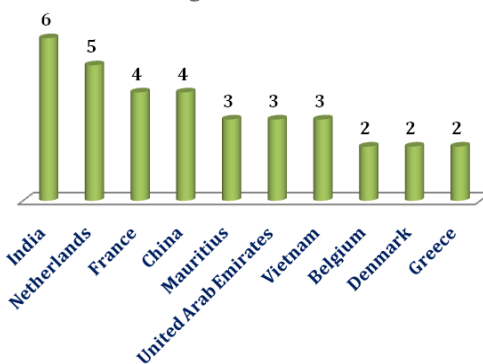


GEOGRAPHICAL DISTRIBUTION OF PROJECTS

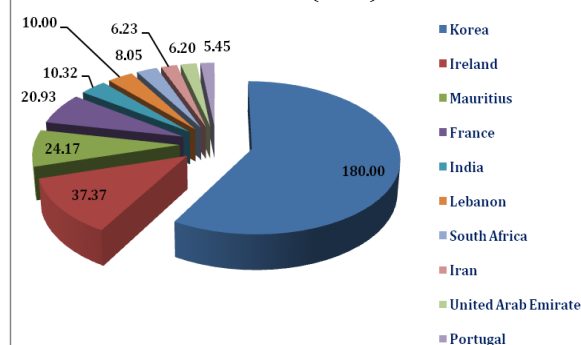
Seven (7) out of the ten regions directly benefited from the registered projects during the quarter.

The regions are Greater Accra, Western, Ashanti, Northern, Central, Eastern and Volta region. 72% of all the projects registered are located in Greater Accra region.

No. of registered Investments



FDI Value (US\$ M)



FOREIGN DIRECT INVESTMENT (FDI)

The FDI component of the total estimated value of the projects registered during the period under review (1st October to 31st December, 2015) was **US\$332.04 million**, representing **97.67%** of the total estimated value, and a local currency component of **US\$61.92 million**, representing **2.33%**.

The total foreign equity was **US\$244.87 million** and the initial equity transfer was **US\$15.83 million** for this quarter.



COMPARISON: 2015 & 2014

						% Increase/Decrease Q4 2015 : Q4 2014
		Q4 2015		Q4 2014		
No. of Projects	F	35	50	29	40	25%
	JV	15		11		
Total Estimated Value (US\$ M)		393.96		1,778.53		-77.85%
FDI Component (US\$ M)		332.04		1,699.95		-80.47%
Local Component (US\$ M)		61.92		78.57		-21.19%
Total Initial Capital (US\$ M)		15.83		115.23		-86.26%
Country with highest No. of Projects		India (6)		China (5)		
Country with largest FDI Value of Projects		Korea (US\$180 M)		Netherlands (US\$641 M)		
Total Jobs to be Created	Ghanaians	2,353		2,211		6.42%
	Non - Ghanaians	194		290		-33.10%

REGISTERED GHANAIAN PROJECTS

A total of **9** Ghanaian projects were registered during the 4th quarter, 2015. These projects are located in three (3) regions of Ghana, with Greater Accra registering the highest number of 7. In terms of sectoral distribution, the services sector with **3** projects, recorded the highest number of registered projects and also the highest number (**2,728**) of expected jobs to be created.

Ashanti

Projects - 1 •
Est. Cost - US\$ 2 M •

Greater Accra

Projects - 7 •
Est. Cost - US\$ 4,722.29 M •

Western

Projects - 1 •
Est. Cost - US\$ 626 M •